



## CURSOS VIRTUAIS DE EXTENSÃO

### PROGRAMA DE MOBILIDADE VIRTUAL – UFSC

Bem-vindo(a) ao ambiente virtual de internacionalização, que visa atender tanto às demandas internas e externas à UFSC, oferecendo oportunidades para que todos seus segmentos possam usufruir de uma vivência intercultural e internacional tendo como princípio básico a excelência e a diversidade acadêmica do ensino, pesquisa, extensão e gestão universitárias.



#### **Brazilian Sign Language Course: Learn the Basics**

Franciele Aparecida de Assis – Roberto Alexandre da Silva – Danielle Vanessa Costa Sousa – José Ednilson Gomes de Souza Júnior



#### **Digital Possibilities in Restorative Dentistry**

Dra. Analucia Gebler Philippi



#### **Diritti Umani e Obiettivi per lo Sviluppo Sostenibile**

Prof. Diego Nunes

# Step by step

## How to register for UFSC Virtual Mobility Program courses



**UFSC**  
PROEX/SINTER  
SEAD/SEPLAN

# Step one



By clicking on this link (<https://pmv-sinter.ufsc.br/en/>) you will be directed to the registration site.

You will select the course you are interested in taking.



# Step two



The screenshot shows a registration page for a Brazilian Sign Language course. At the top, there is a banner image showing hands signing. Below the banner, the course title is 'BRAZILIAN SIGN LANGUAGE COURSE: LEARN THE BASICS'. The instructors listed are Franciele Aparecida de Assis, Roberto Alexandre da Silva, Danielle Vanessa Costa Sousa, and José Ednilson Gomes de Souza Júnior. A paragraph describes the course content, including fingerspelling, dialogues, and vocabulary. It mentions that online lessons, assignments, and activities are posted on Moodle. The course duration is 30 hours. The contact email is npcda.cce@contato.ufsc.br. Under the 'Inscrições' (Registrations) section, two groups are listed: Turma A and Turma B, each with a corresponding URL for registration.

**BRAZILIAN SIGN LANGUAGE COURSE:  
LEARN THE BASICS**

Franciele Aparecida de Assis  
Roberto Alexandre da Silva  
Danielle Vanessa Costa Sousa  
José Ednilson Gomes de Souza Júnior

This course introduces the basics of Brazilian Sign Language (Libras) and information about the Deaf Community. The instructor will guide the student through fingerspelling (alphabet), dialogues and vocabulary about different contexts. Online lessons, assignments, and activities are posted online through Moodle. At the end of the course, students will be able to demonstrate a short story in Libras with clarity. Basic computer and Internet literacy is required and students are responsible for establishing their own Internet access and web camera.

**30 hours**

**Contact:** [npcda.cce@contato.ufsc.br](mailto:npcda.cce@contato.ufsc.br)

**Inscrições**

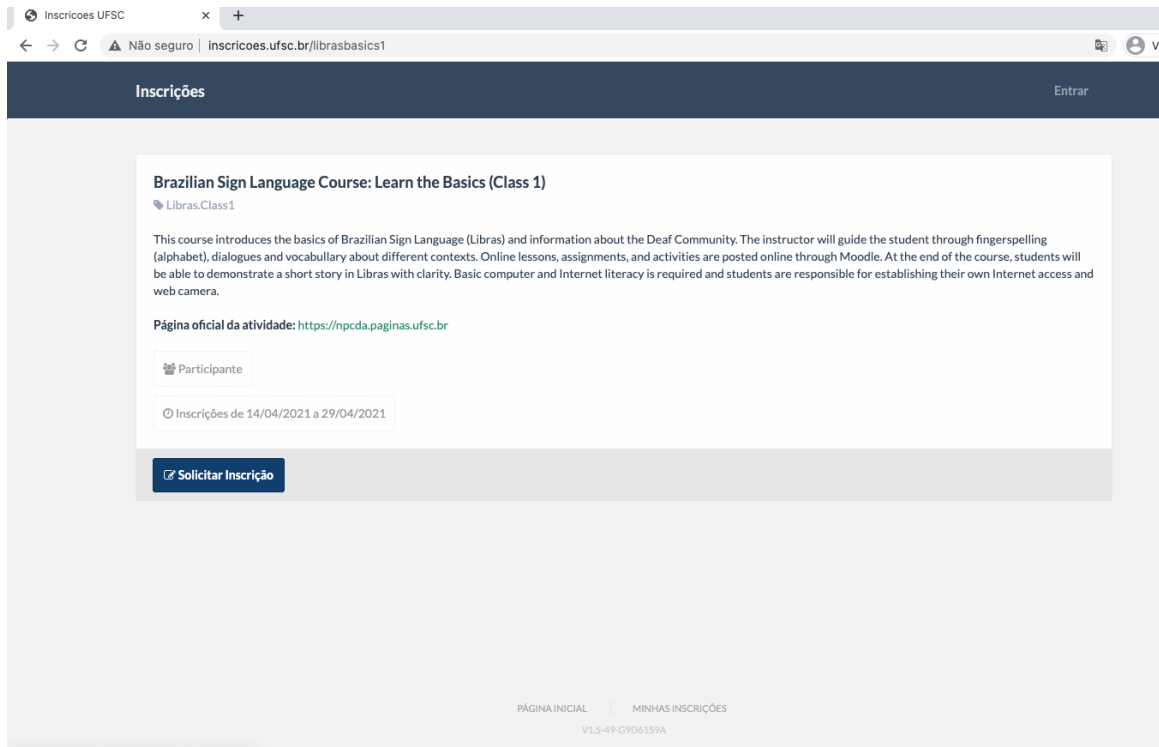
*Turma A:* <http://inscricoes.ufsc.br/librasbasics1>;

*Turma B:* <http://inscricoes.ufsc.br/librasbasics2>

After accessing the link, you will be directed to this page. Choose the group you would like to register in.



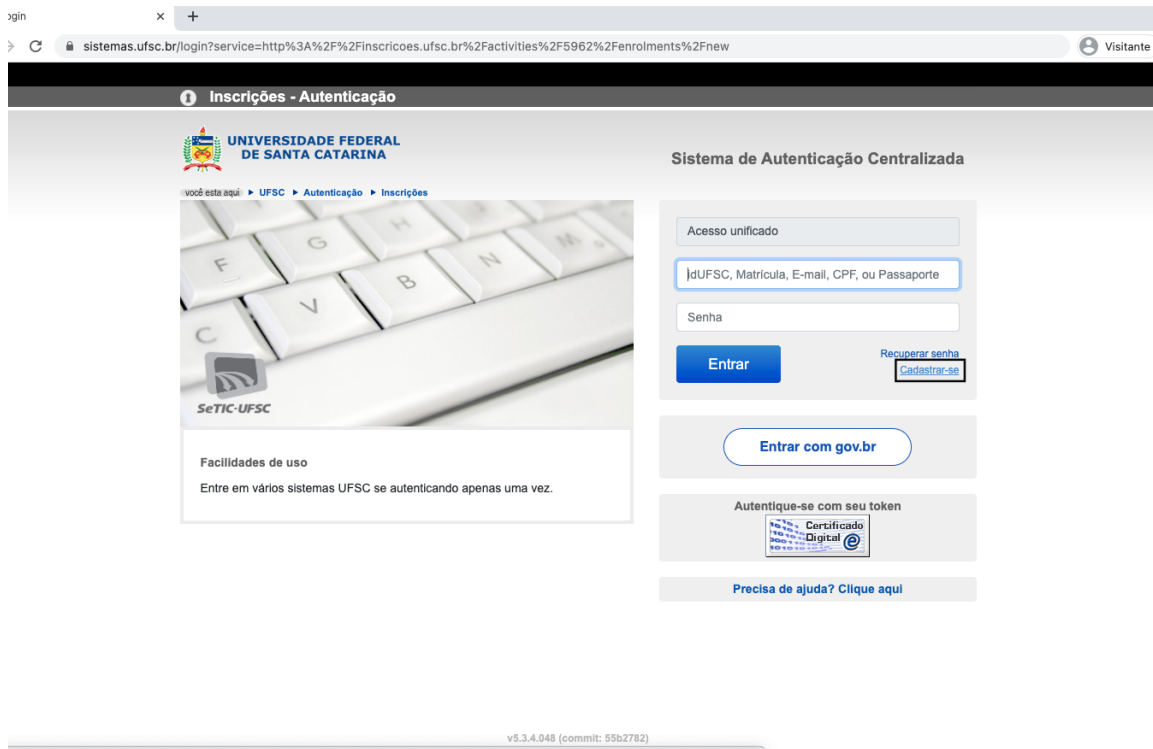
# Step three



Click on "Solicitar Inscrição"



# Step four

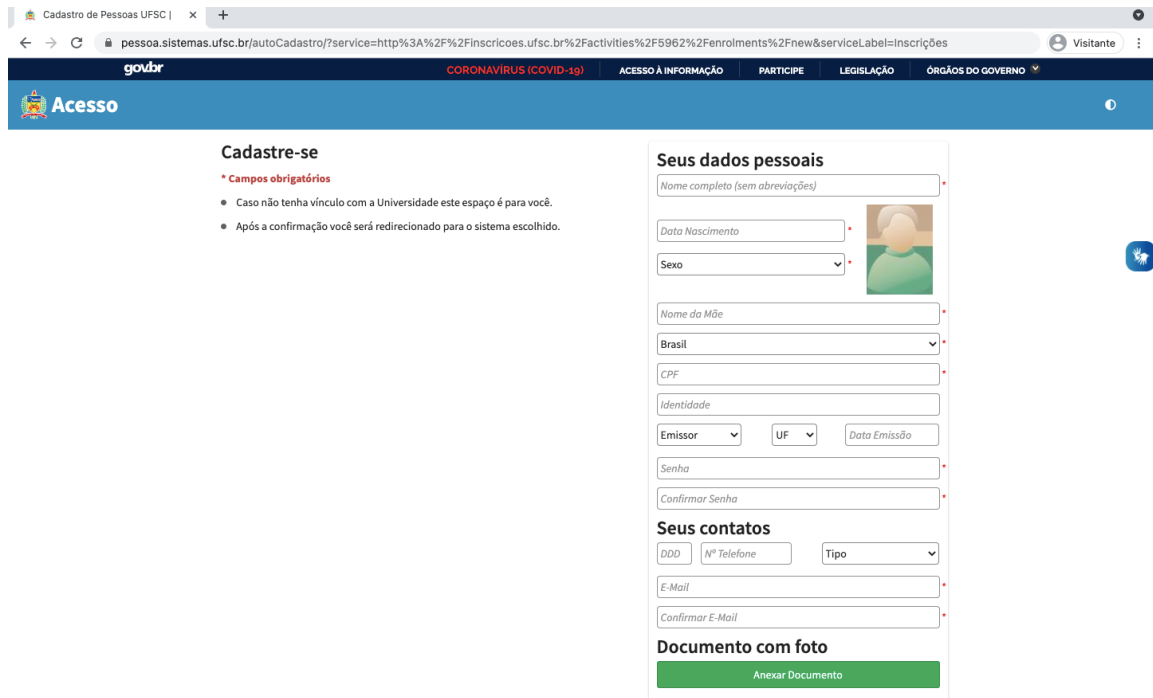


The screenshot shows a web browser window with the URL `sistemas.ufsc.br/login?service=http%3A%2F%2Finscricoes.ufsc.br%2Factivities%2F5962%2Fenrolments%2Fnew`. The page title is "Inscrições - Autenticação". The header includes the UFSC logo and the text "UNIVERSIDADE FEDERAL DE SANTA CATARINA". Below the header, there is a navigation bar with "você está aqui" followed by "UFSC", "Autenticação", and "Inscrições". The main content area is titled "Sistema de Autenticação Centralizada". It features a large image of a keyboard on the left with the "SeTIC-UFSC" logo. To the right of the keyboard image, there is a box titled "Facilidades de uso" with the text "Entre em vários sistemas UFSC se autenticando apenas uma vez." The right side of the page contains the login form. It has a field for "Acesso unificado" with a placeholder "IdUFSC, Matrícula, E-mail, CPF, ou Passaporte", a "Senha" field, and an "Entrar" button. There are links for "Recuperar senha" and "Cadastrar-se". Below the login form, there is a button for "Entrar com gov.br". At the bottom, there is a section for "Autentique-se com seu token" with a "Certificado Digital" icon and a link "Precisa de ajuda? Clique aqui". The footer shows the version "v5.3.4.048 (commit: 55b2782)".

If you are UFSC student, just sign in. If you are a student from a partner institution, click on “cadastre-se” sign up.



# Quinto passo



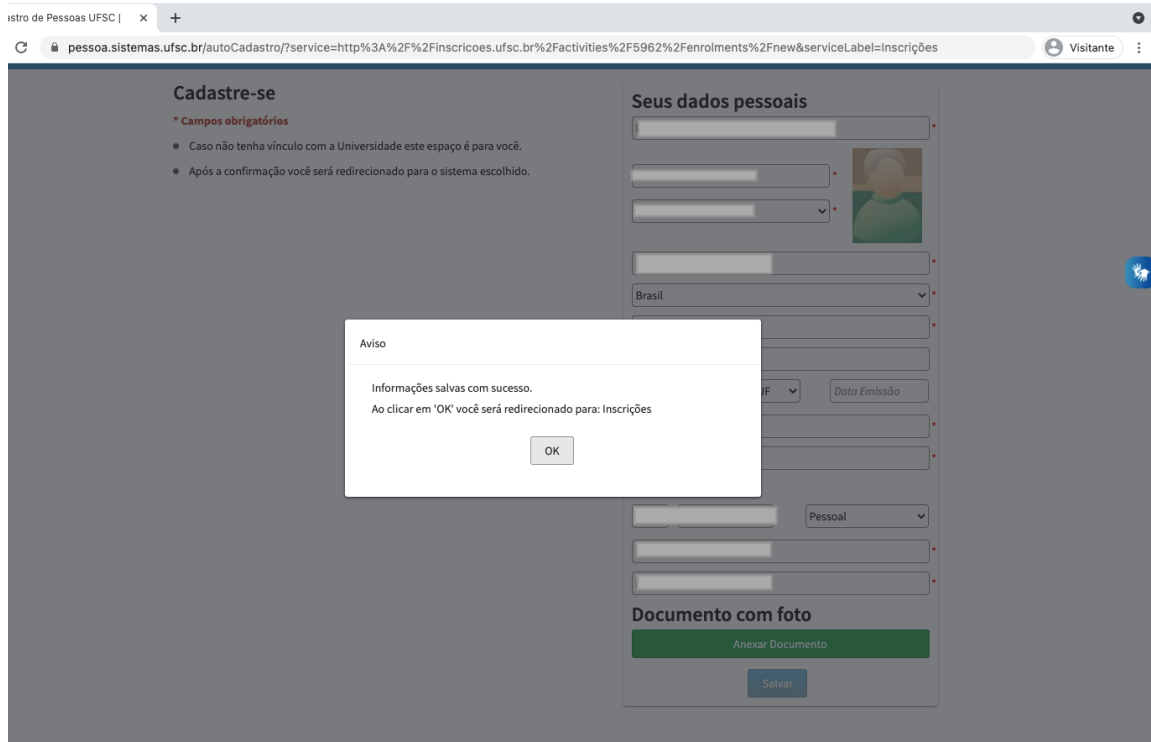
The screenshot shows a web browser window with the URL `pessoa.sistemas.ufsc.br/autoCadastro/?service=http%3A%2F%2Finscricoes.ufsc.br%2Factivities%2F5962%2Fenrolments%2Fnew&serviceLabel=Inscrições`. The page header includes the 'gov.br' logo and navigation links for 'CORONAVIRUS (COVID-19)', 'ACESSO À INFORMAÇÃO', 'PARTICIPE', 'LEGISLAÇÃO', and 'ÓRGÃOS DO GOVERNO'. The main content area is titled 'Cadastro-se' and includes a section for 'Campos obrigatórios' (Required fields) with two bullet points: 'Caso não tenha vínculo com a Universidade este espaço é para você.' and 'Após a confirmação você será redirecionado para o sistema escolhido.'

The form is divided into two main sections: 'Seus dados pessoais' (Your personal data) and 'Seus contatos' (Your contacts). The 'Seus dados pessoais' section contains the following fields: 'Nome completo (sem abreviações)' (Full name), 'Data Nascimento' (Date of birth), 'Sexo' (Gender), 'Nome da Mãe' (Mother's name), 'Brasil' (Country), 'CPF' (CPF), 'Identidade' (Identity), 'Emissor' (Issuer), 'UF' (State), 'Data Emissão' (Issue date), 'Senha' (Password), and 'Confirmar Senha' (Confirm password). The 'Seus contatos' section contains the following fields: 'DDD' (Area code), 'Nº Telefone' (Phone number), 'Tipo' (Type), 'E-Mail', and 'Confirmar E-Mail'. Below these sections is a 'Documento com foto' (Document with photo) section with an 'Anexar Documento' (Attach document) button.

 Fill in the form.



# Step six



The screenshot shows a web browser window with the URL `pessoa.sistemas.ufsc.br/autocadastro/?service=http%3A%2F%2Finscricoes.ufsc.br%2Factivities%2F5962%2Fenrolments%2Fnew&serviceLabel=inscricoes`. The page is titled "Cadastre-se" and includes a section for "Seus dados pessoais" (Your personal data) with various input fields. A modal dialog box is displayed in the center, indicating a successful save and providing a redirect instruction.

**Cadastre-se**

**\* Campos obrigatórios**

- Caso não tenha vínculo com a Universidade este espaço é para você.
- Após a confirmação você será redirecionado para o sistema escolhido.

**Seus dados pessoais**

Informações salvas com sucesso.  
Ao clicar em 'OK' você será redirecionado para: Inscrições

OK

**Documento com foto**

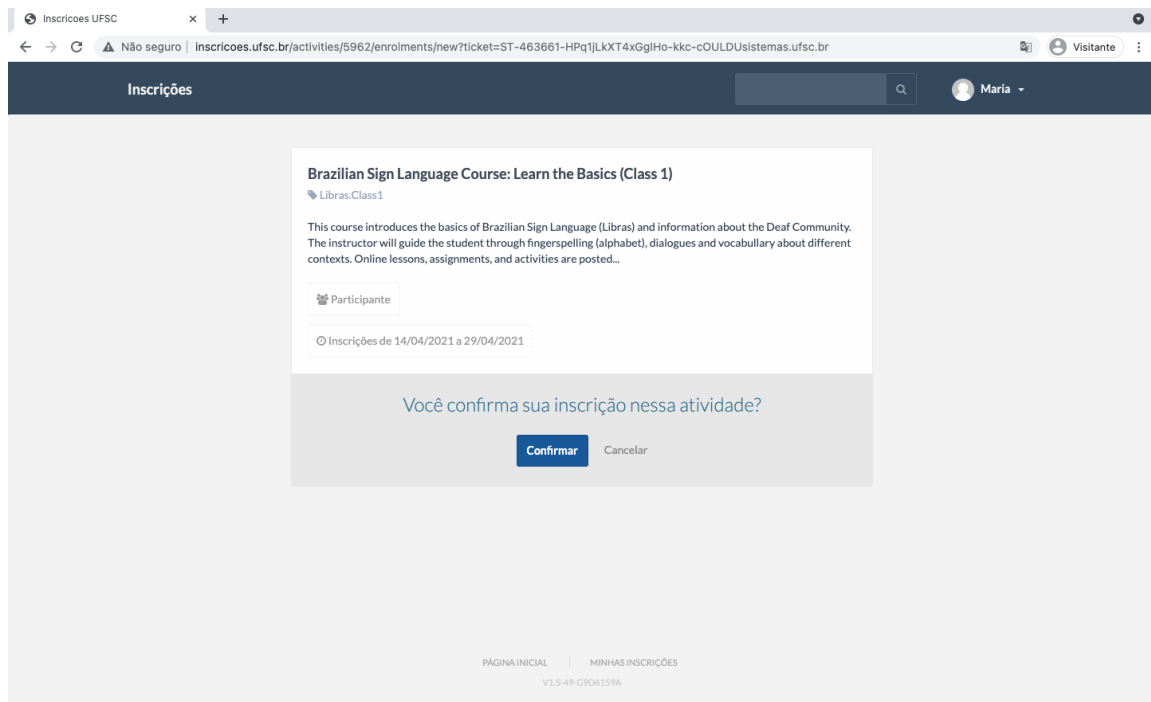
Anexar Documento

Salvar

Once you finish filling in the form, this message will be shown.



# Step seven

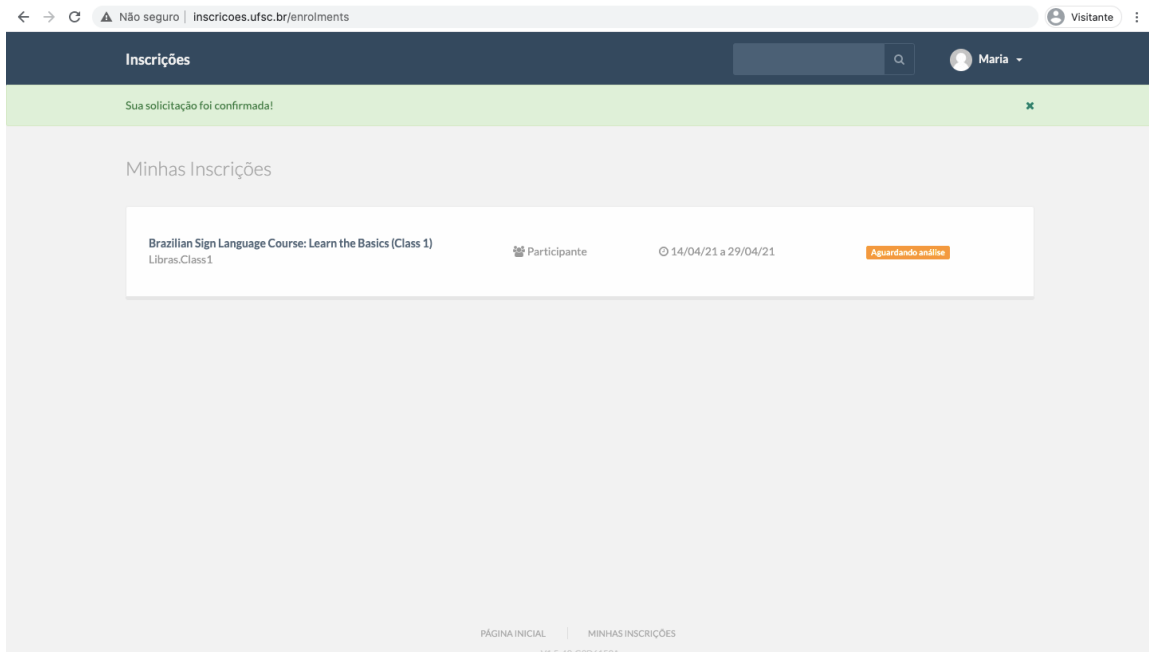


Here you will check if the course is the one you selected and confirm your registration.





# Step eight



If the colour of the line is green, it means that your registration is confirmed.



In case of any doubts, please  
contact us.

Email:

[programas.sinter@contato.ufsc.br](mailto:programas.sinter@contato.ufsc.br)

Have a nice study!



**UFSC**  
**PROEX/SINTER**  
**SEAD/SEPLAN**